

# Intelpower CXS48 2-2

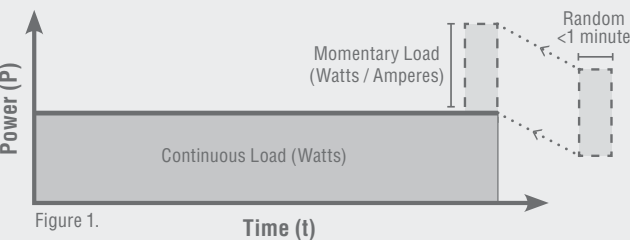
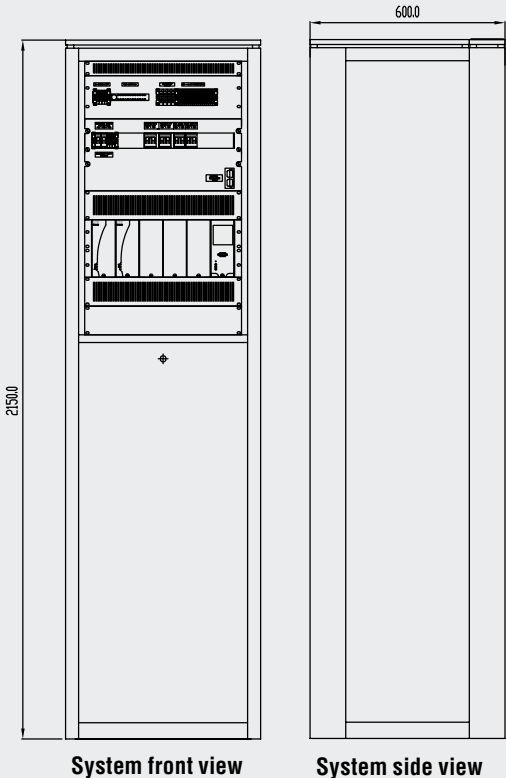
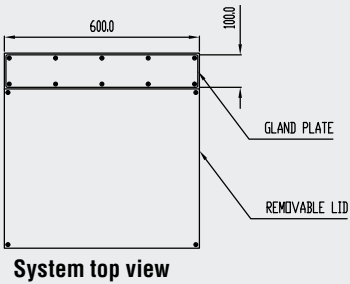
## DC Auxiliary Switching

Intelpower CXS48 is a range of DC auxiliary power systems designed for 48VDC high current industrial switching applications. The battery is sized in accordance to IEEE 485, to supply a continuous load for periods of 4-hours, 8-hours, or 12-hours as well as catering for a single random momentary load (<1-min). (Figure 1)

Supplied standard with each system is AC Input Isolation, DC Battery Isolation for each string and a Charger Output breaker. Two distribution breakers are installed as a minimum with the option of five breakers (maximum) available on request. An earth leakage detection device is integrated into all Intelpower CXS48 systems, continuously and actively detecting faults to ground.

The hot-pluggable Intelpower CXCM controller monitors the condition and actively controls each modular CX switch-mode rectifier in the system. This controller is supplied with four standard contacts raising alarms for; AC failure alarm, Earth fault leakage, Urgent and Non Urgent alarms. The CXCM controller also has the added feature of network ready monitoring control functionality using TCP/IP protocol and web page access, with SNMP and SCADA capability.

Best of all selection is simple. By using the supplied matrix and referencing the corresponding 'Continuous' and 'Momentary' power requirements, it is possible to quickly select the most suitable CXS48 DC auxiliary power system for your application.



		Momentary Loads					
Continuous Loads	Watts	3000	5500	7500	10500	12500	15000
	Amperes	69	127	174	243	289	347
	4 hours						
	450	9.6	•	•			
	800	17.1	•				
	8 hours						
	450	9.6	•				

For further information please refer to CenturyYuasa website [www.intelpower.com.au](http://www.intelpower.com.au), or contact; Australia: 1300 364 877 New Zealand: 0800 236 8879

All reasonable care has been taken to ensure that the data presented in this document is accurate at the time of printing & for the purpose for which it is presented. CenturyYuasa reserves the right to make changes to its products and information contained in this document without notice, and shall not be held liable for any loss or damage claimed to have arisen as a result of the use of this brochure.

## Intelepower CXS48 2-2 DC Auxiliary Switching

### Electrical input specifications

VAC Input:	240VAC / 415VAC
VAC Operating:	176 to 320VAC
Max Input Current (A):	4.6A @ 240VAC (per rectifier)
Power factor:	>0.99 (85% - 100% Load)
Input frequency:	45 - 66Hz

### Electrical output specifications

Rectifier type:	Intelepower 1kW Modular Switch Mode Rectifier
Battery specification:	150Ah
System nominal VDC:	48VDC
System VDC range:	42 to 58VDC
Rated Output:	800 Watts
Number of rectifiers:	2
Max. Number of rectifiers:	5
Efficiency:	>91% (100% Load + recharge)
Power Save:	User Configurable
Load regulation (static):	<±0.5%
Line regulation (static):	<±0.1%
Cooling:	Natural convection
<b>Heat dissipation</b>	
System:	<590 BTU per hour
Rectifier:	<295 BTU per hour per module

### Electrical other specifications

AC Isolation:	20A per Phase MCB
Charger Output Isolation:	125A Double Pole MCB
Battery Isolation (per string):	80A Double Pole MCB
Distribution:	2 x 50A Double Pole MCB
Monitoring & Control:	LCD touchscreen display supervision of AC Mains, rectifiers, battery, breakers and earth fault. Intelepower CXCM is network ready with integrated SNMP and web based access.
Alarms:	Reports AC Mains failure, Earth Fault Alarm and customer definable urgent and non-urgent alarms.

### Mechanical

Power Cabinet configuration:	45RU (Standard colour - N35)
Power Cabinet IP rating:	IP21
Battery racking configuration:	Internal - four (4) blocks per shelf
Dimensions (mm):	2150H x 600W x 600D
System weight:	395.0kgs
Floor loading:	10.8kPa

### Environmental

System rated temperature:	25°C
Operating temperature range**:	0°C to 45°C
Operating humidity range:	0 to 95% RH non-condensing
Elevation:	0 to 2000m
Design considerations:	AS 3011 Part 2 AS 2676 Part 2 AS 4044 AS 3000 IEEE 485

\*\*Battery performance is rated at 25°C

For further information please refer to CenturyYuasa website [www.intelepower.com.au](http://www.intelepower.com.au), or contact; Australia: 1300 364 877 New Zealand: 0800 236 8879

All reasonable care has been taken to ensure that the data presented in this document is accurate at the time of printing & for the purpose for which it is presented. CenturyYuasa reserves the right to make changes to its products and information contained in this document without notice, and shall not be held liable for any loss or damage claimed to have arisen as a result of the use of this brochure.